



Bear Technologies
www.beartech.com.tw


Section 1: Introduction



1. Product Feature

1.1. Display BIOS error message (80H Port)

2. Accessories

2.1. POST-LPC * 1





Section 2: Common Program Syntax

1. Plug LPC-01A **HA1** (2 * 8 Pin Male) in POST-LPC **HA1** (2 * 8 Pin Female)
2. Plug LPC-01A **HA2** (2 * 8 Pin Male) in POST-LPC **HA2** (2 * 8 Pin Female) (HA1 and HA2 are **NOT** inter-switchable)
3. Remove BIOS IC from motherboard and plug it in POST-LPC CN1 (28 Pin PLCC)
4. Plug POST-LPC (80 Port Module) into the original BIOS slot (**Connect Pin to Pin**)
5. Boot up the motherboard

Section 3: Support



Program updates and product related information can be viewed and downloaded at:

<http://www.beartech.com.tw>

Bear Technologies

TEL : +886-2-2649-9000

E-MAIL : belink@ms32.hinet.net